

Apt 4 ,8 & 7th Floor, No. 121, Toosi Ave.
Tohid St., Tohid Sq., Tehran, Iran
Tel: 54707000
Fax: 66578208
www.eskantoyour.com



Poultry Equipment



Design: Golden Point
Tel: 021 - 88821130

www.eskantoyour.com



اِسْكَانِ طَيُّورِ
ESKAN TOYOUR



About Us

“Eskantoyour company backed up by more than three decades of scientific and practical experience in the construction and maintenance of poultry equipment has been founded and established by Mr. eskandar eskandarifar and his colleagues.

mr. eskandarifar had begun his activity in the field of poultry farms as a technical director since 1985 and in the main time had the responsibility of maintaining many farms in the suburb of tehran province. from 1990 joint by an activist of poultry industry, he started the production of poultry equipment with his ownership and management and founded toyouran abzar co. with his partner on 1995.

He had been the ceo and main shareholder of toyouran abzar for more than 21 years. during these years dedicated to innovation and european technology this company succeeded dramatically gaining a major share of poultry industry and market.

with the long term experience in poultry equipment production combined with costumer-oriented and customer-focused experience, mr. eskandarifar has established eskantoyour company.

Eskantoyour co. by Reviewing Strengths and weaknesses of past performance with the respect to its customers based on production, true after sales services and assuring customer’s interest in pricing products, with the commitment to these principles, transnational production and compatible with best brands of the world is our main goal to be achieved.

we hope to achieve these goals and success with the support of our customers and trading partners.






Laying cage

Considering population increase and rising consumption of egg as one of the main items of the house hold basket over the recent years, change and innovation in laying cage to increase production and reduction in costs has become an essential demand. Eskantoyour company has started producing such a cage by design and constructing new generation of laying cages with its experienced technical staff.

Features o Eskantoyour cage :

- Increasing cage depth for optimal indoor space as well as cost reduction.
- Design and modification of feed trough fitting the distribution wagons, and creating better conditions for feeding and access to fine particles.
- Soft and quiet motion of feeding wagon and avoiding stress to birds.
- Using nipple in middle of the cage and access of birds to more nipples in each cell.
- Using extra nipple pipe in long lengths, to accelerate the flow of water to the cage end
- Facilitate the movement of eggs at the center of net and the right angle of mesh beneath the hen.
- Benefiting special design at the foot of cage to increase the strength of system and easy installation.
- Creating station at the start and end of cage for feeding wagon and avoiding disturbance for feeding birds.
- Using motor gearboxes in each row independently for manure belt.
- Collecting eggs by moving lifts and using moving force for belts in each section independently.
- Using special brush for cleaning belts to clean eggs from dust.





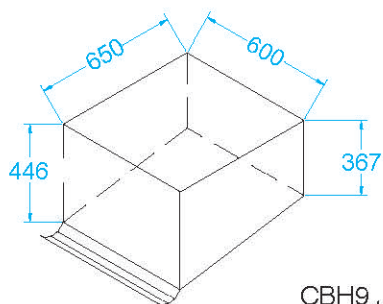
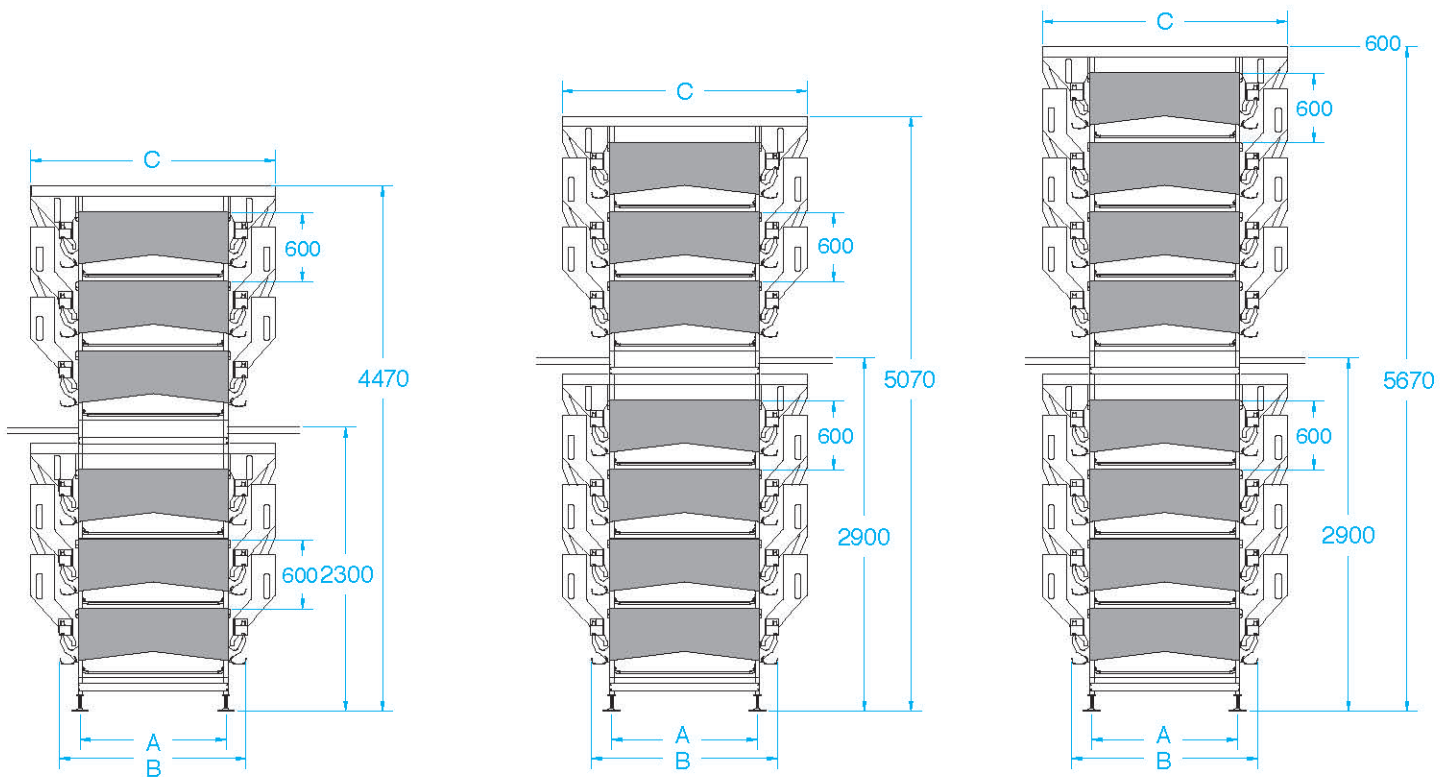
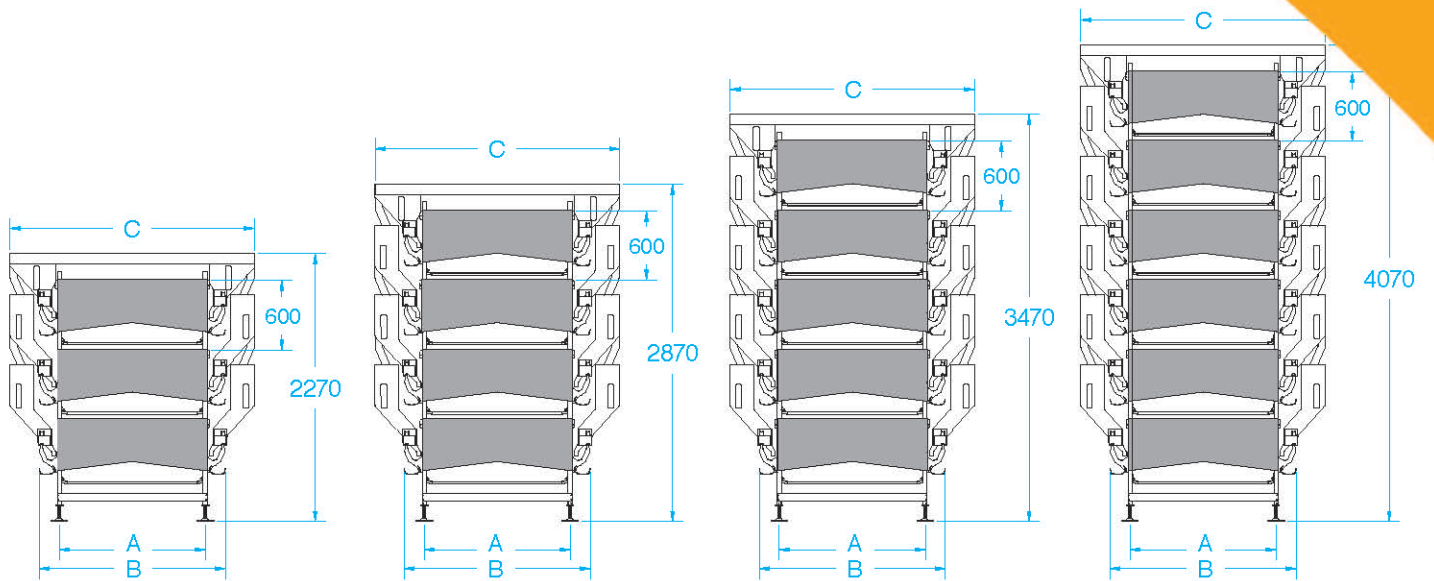
Laying cage



Laying Cage specification model CBH9

Components	Amount	Limit	Description
Cell dimension	60 x 65	cm	
No of hens in cell	9	no	
Feeding length	6/66	cm	
Area for each hen	433	cm ²	
Cage guard sheet	-	-	galvanized 0/5
Thickness of bottom wires	2/5	mm	
Ceiling floor	-	-	plastic net
Length of each block	2/4	m	
Column distance	1/2	m	
Collecting belt	10	cm	
Electro gearbox of manure system	0/55	kw	each row one unit
Thickness of trough sheet	1	mm	
Thickness of column sheet	2-2/5	mm	according to the number of rows
Hopper capacity	75	kg	
Nipple	-	-	each nipple for 3 hery,90 cc/m
V-channel under nipple	-	-	special pvc
Nipple pipe shape	22 x 22	mm	
Flash tank	1-2	no	in each row
Thickness of manure farm	2/5-3	mm	
Manure belt material	1	mm	polypropylene

Battery Cage Model (CBH9)



A = 1260 mm B = 1600 mm C = 2145 mm

ابعاد سلول قفس CBH9

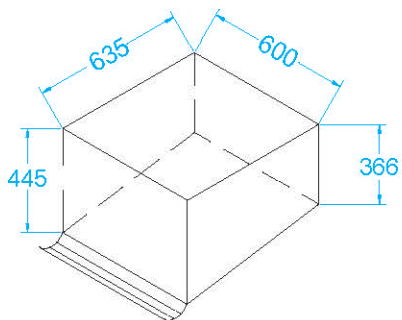
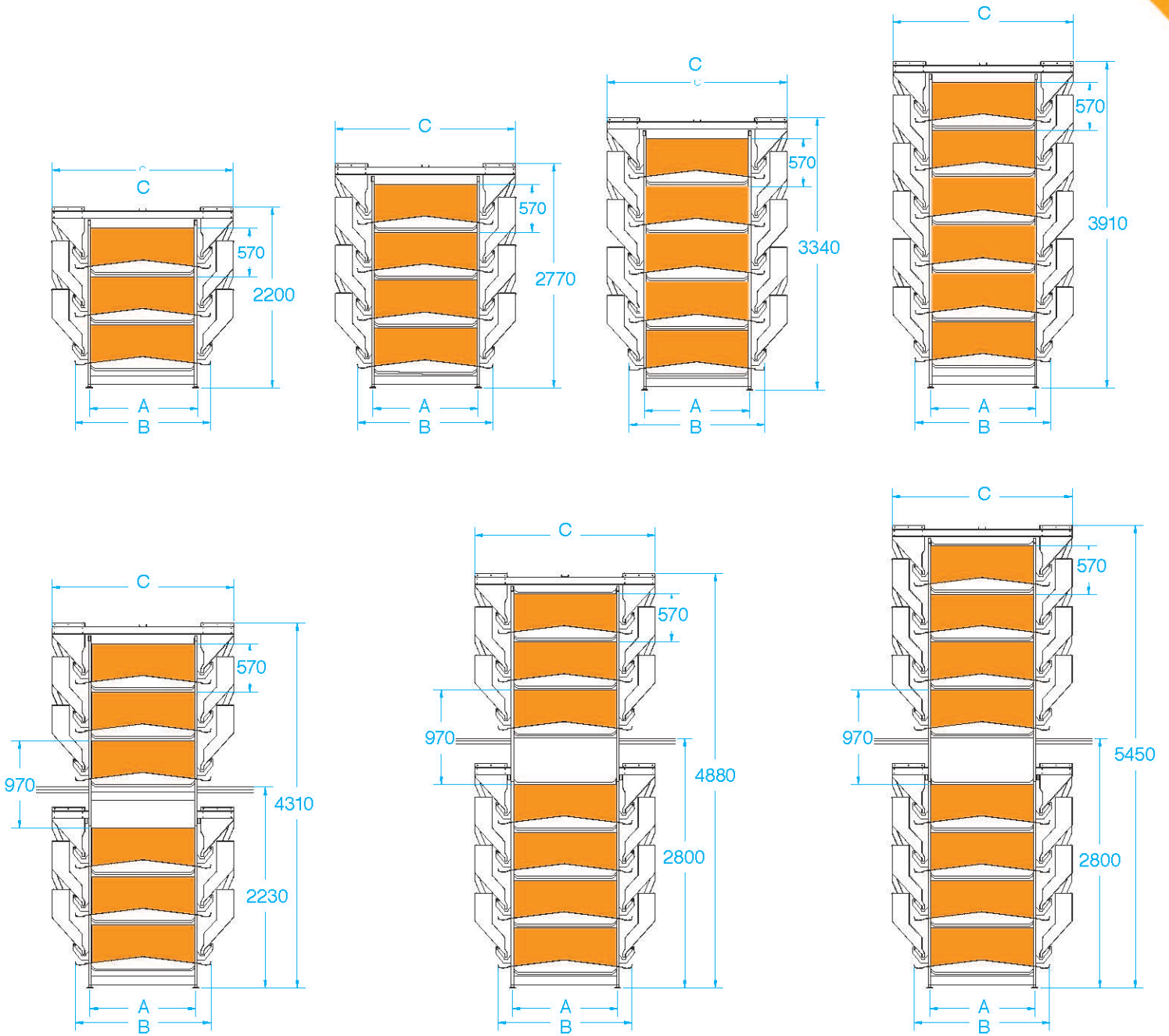
Laying cage



Laying Cage specification model CBL9

Components	Amount	Limit	Description
Cell dimension	60 x 63/5	cm	
No of hens in cell	9	no	
Feeding length	6/66	cm	
Area for each hen	423	cm ²	
Cage guard sheet	-	-	galvanized 0/5
Thickness of bottom wires	2/5	mm	
Ceiling floor	-	-	plastic net
Length of each block	2/4	m	
Column distance	1/2	m	
Collecting belt	10	cm	
Electro gearbox of manure system	0/55	kw	each row one unit
Thickness of trough sheet	1	mm	
Thickness of column sheet	2-2/5	mm	according to the number of rows
Hopper capacity	75	kg	
Nipple	-	-	each nipple for 3 hery,90 cc/m
V-channel under nipple	-	-	special pvc
Nipple pipe shape	22 x 22	mm	
Flash tank	1-2	no	in each row
Thickness of manure farm	2/5-3	mm	
Manure belt material	1	mm	polypropylene

Battery Cage Model (CBL9)



A = 1260 mm B = 1600 mm C = 2010 mm

Pyramid Cage

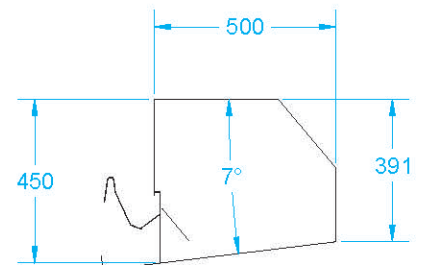
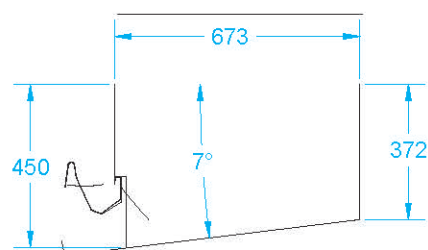
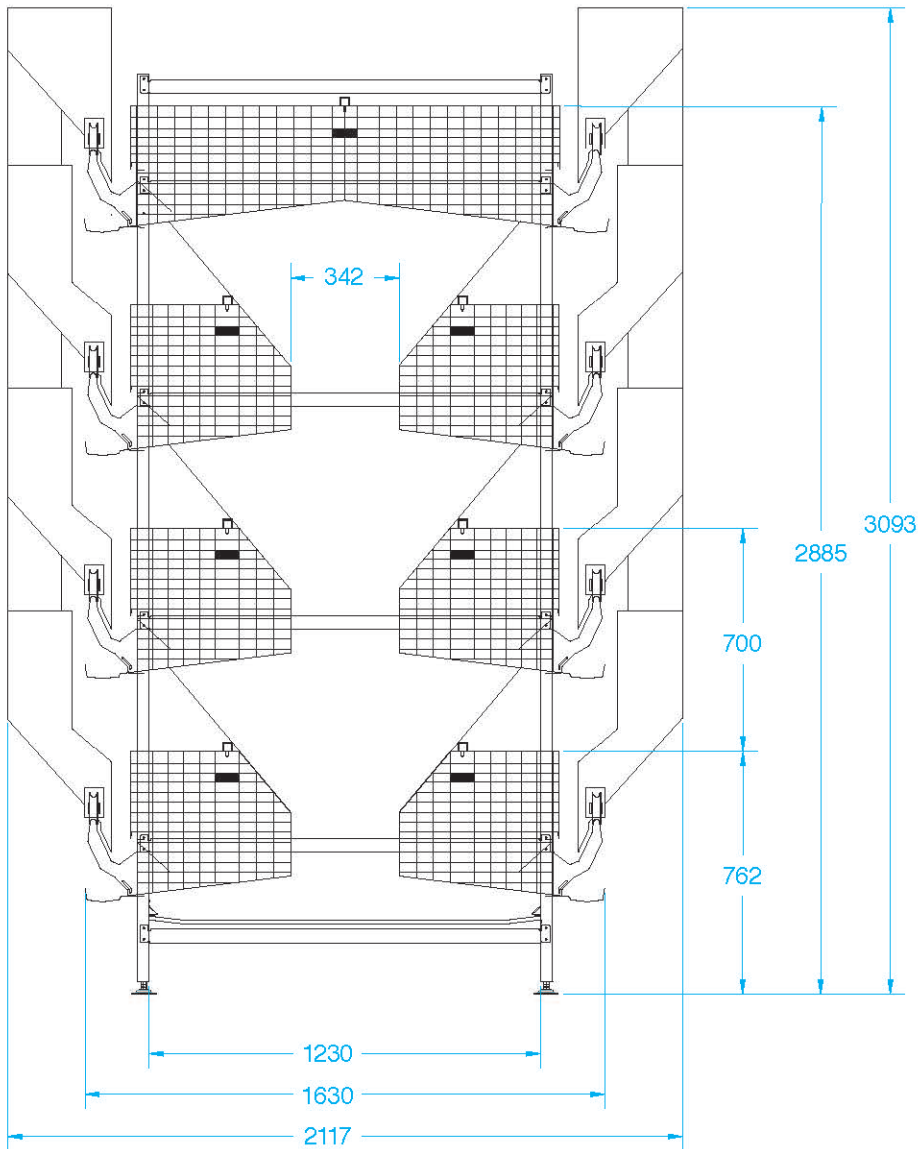
A system in laying cages is Pyramid Cage. Due to angle shape of this cage, comparing with battery type cage, it would occupy more space and the disposal of fertilizers are done manually causing unpleasant odor and heavily polluted environment increasing labor cost. Eskantoyour cage has the privilege of fixing the defects by designing producing a new generation of pyramid cages.

Advantages of Eskantoyour reformed pyramid cage:

- Occupying less space compared with old type of pyramid cage
- Discharge of fertilizer by conveyor belt
- Easy and simple collection of eggs conceivable to be installed to smart packer.



Deep pit or Shallow pit system



ابعاد سلول قفس CB1

Rearing cage(pullet)

Advantages of your rearing cage

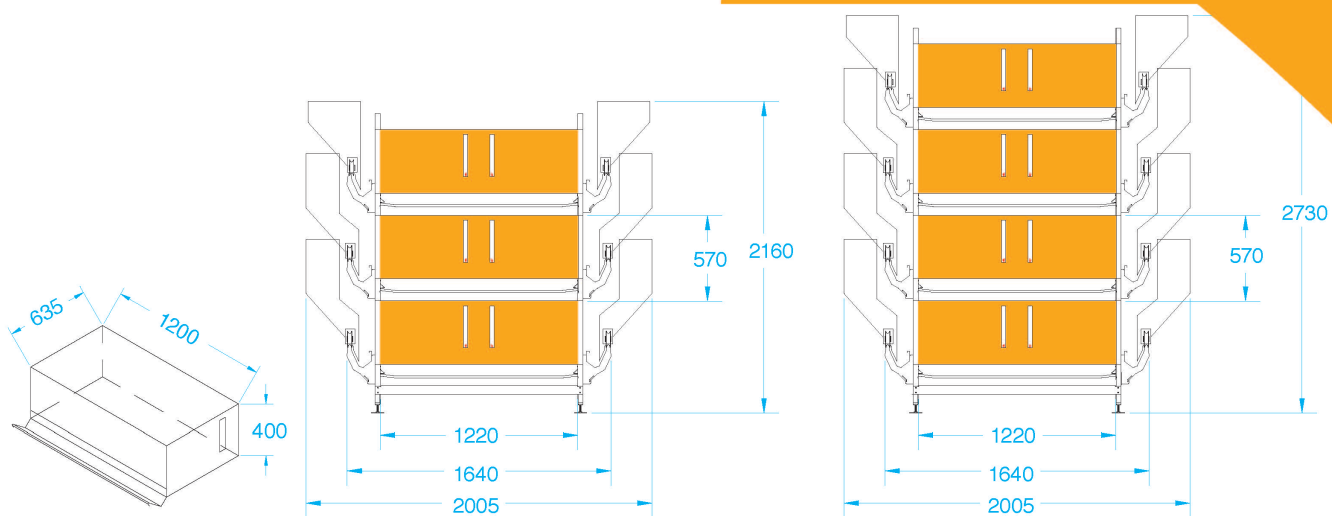
- The possibility of breeding from the first days on each row
- Proper and accurate design for feeding chicks in the first days and higher ages
- Easy access to the chicks at the time of breeding, possibility of safe spray in shallow cages
- Possibility of creating more space for chicks since the feeding system is outdoor
- Ideal distributing of feeding appropriate to growth and avoiding wasting feed
- Ideal design of feeding channel and constant feeding and hence breeding uniform chicks
- Easy maintenance of system
- Comfortable cleaning and possibility of complete disinfection after each breeding period
- Easy access of chicks to nipples



Pullet cage specification wagon model (type w)

Components	Amount	Limit	Description
Cell dimensions	120x63/5	cm	
Chicks in each cell	25	no	
Area for each chick	304/8	cm ²	
Thickness of bottom wires	2-2/5	mm	
Length of each block	240	cm	
Column distance	120	cm	
Bottom net mesh	2x4	cm	
Nipple	80-100	cc/m	4steel nipple in each cell
Nipple pipe shape	24	mm	round
Flash tank	1	no	11 liters in each row
Manure belt material	1	mm	polypropylene
Electro gearbox of manure system	1	no	in each row

Pullet cage wagon model (Type W)




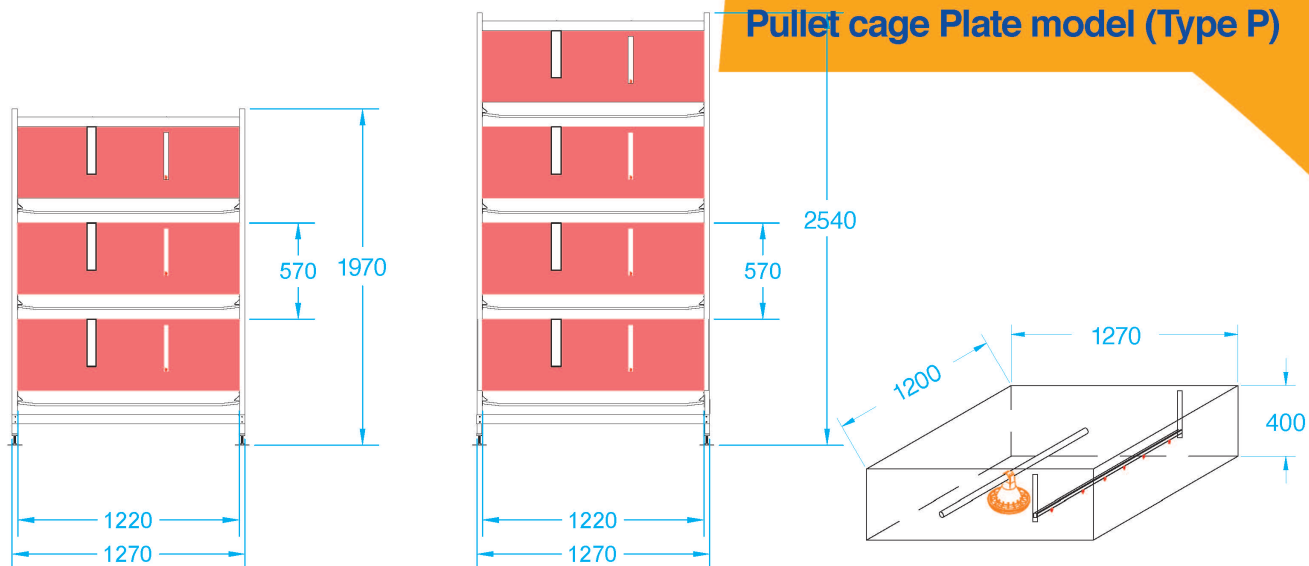
Rearing cage (pullet)



Pullet cage specification plate model (type P)

components	Amount	unit	Description
Cell dimensions	120 × 127	Cm	
Chicks in each cell	50	No.	
Area for each chick	304/8	Cm ²	
Thickness of bottom wires	2-2/5	mm	
Length of each block	240	Cm	
Column distance	120	Cm	
Bottom net mesh	2×4	Cm	
Nipple	80-100	Cc/m	4steel nipple in each cell
Nipple pipe shape	24	mm	
Flash tank	1	No.	11 liters in each row
Manure belt material	1	mm	Polypropylene in each row
Electro gearbox of manure system	1	No.	

Pullet cage Plate model (Type P)



Automatic Nesting

Vencotoyour nesting (under the license of Dutch Vencomatic):

In Vencotoyour nesting system, eggs are collected automatically by a mesh belt inside the nest. This nest has compatible structure with bird (hen) providing a safe and quiet environment. Other feature of this nest is strong structure with the ability of easy cleaning and moveable floor, avoiding dirt and brood hen. Moveable nest floor is a unique feature of Vencotoyour with an extra motor gearbox enabling shooting out of manure at the end of laying eggs.

1. Nest Floor Covering

The special floor is made of paper material for the comfort of hen, providing a suitable area for nest and hen. The design of this floor minimizes the contact of hen with floor, preventing dust and feathers to sit on eggs. It provides daily cleaning of floor.

2. Perforated Meshed Belts

Nest has two meshed belts sized 250mm, avoiding the eggs to clash. Material of belts are hygienic blocking dust. The belts are automatically brushed clean on their return.

3. Easy Installation and Maintenance

Thanks to structure of Vencotoyour it easily fits and cleans

4. Movable Floor System

At night the floor cover is moved by axel, placed at 90 degree to prevent dust. This feature also stops the hen from returning to the nest

5. Nest Bed

- New covers for breeder laying nest
- Best alternative for wood bark
- Reduce the number of dirty eggs
- No unpleasant rubber odors
- Using special formula for longer life
- resistance to dust and feathers




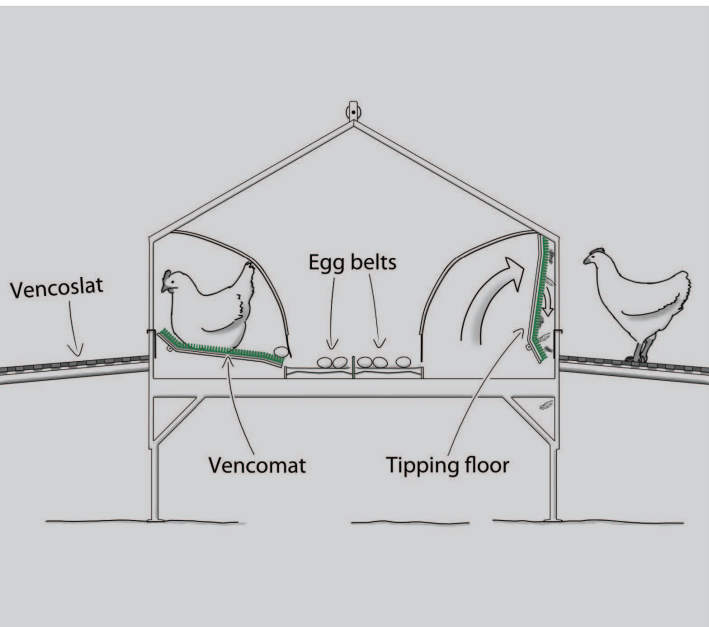


Plate feeding system

Broiler plate feeding:

Eskantoyour plate feeding system, in order to control consumption rate, has been designed with high standards aiming uniform distribution according to the age of birds.


Special features of Eskantoyour plate feeding:

- Easy access of chicks to feed
- Prevent wastage
- High quality with long life
- Easy cleaning
- High quality motor gearbox
- Seamless pipe welding

Roster plate feeding:

- Using adjustable output feeding pipe for unique distribution
- through all plate.
- Using high quality material in producing plates with longer life
- Easy cleaning
- Managing distribution and breeding of rafter





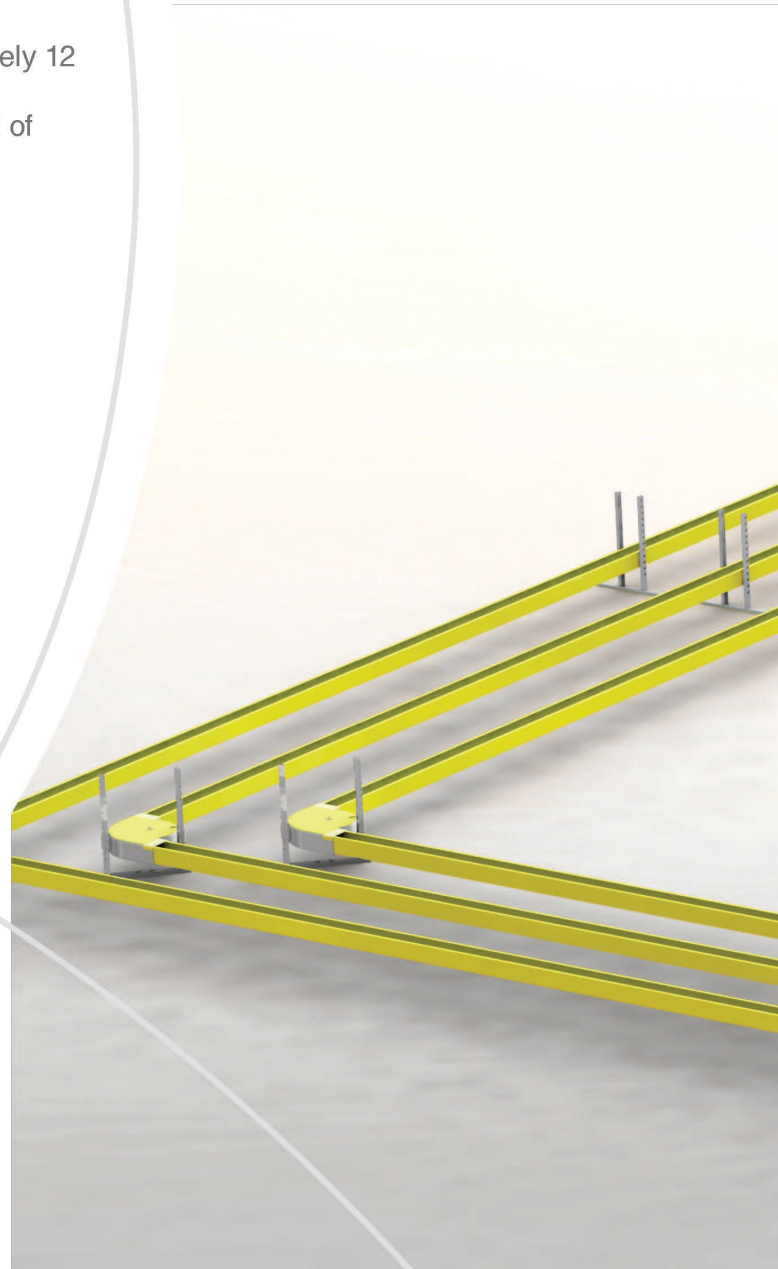
Chain Feeding System

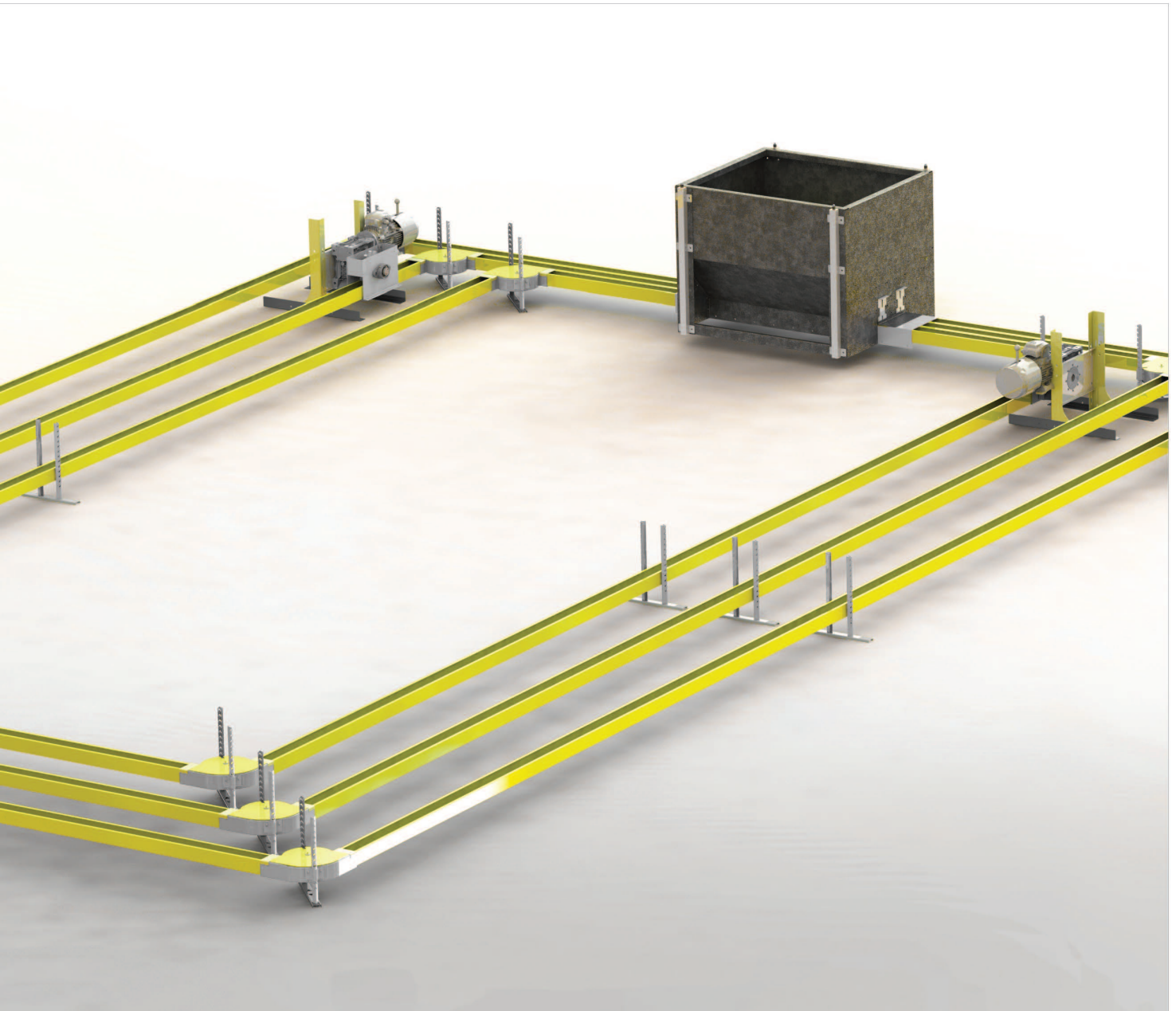
Chain feeding is considered one of the oldest systems of feeding. Simple design and unique distribution through the hall, easy to work with, low depreciation and easy to maintain are the advantages of this system.

Chain feeding system in both fixed and animated is used in breeder and broiler farms.

Special feature of Eskantoyour chain feeding:

- Designed feeding hopper with galvanized sheet and nuts and bolts connection
- Using special gears for the return of feed to hopper and avoiding downfall.
- Designing motor gear box chassis independently and separate from hopper and easy maintains.
- Having different speeds in broiler farms approximately 12 mpm and 30 to 3 mpm in breed's farms mpm.
- Using special electronic winches with chain instead of wire towing resulting to raising efficiency.





Nipple water system

Due to importance and effectiveness of water quality and quantity in breeding birds, to choose and use of suitable water system is vital. Hence, selecting nipple watering system for sufficient watering, with 360 degrees is the best option.

Special features of Eskantoyour Nipples:

- Using round pipe increases volume of water in pipes and easy cleaning due to lack of angles.
- Using suitable regulator with adequate watering through all ages
- Using galvanized pipes as keepers of main pipe with prepare connections
- Using the cup beneath nipple with special design.






Fans

Considering the importance of proper ventilation in poultry halls and its direct effect on bird's growth and evacuating contaminated air, using high quality fans are highly recommended

Advantages of Eskantoyour fans:

- Very low noise while running
- No vibration
- High aeration with low energy consumption
- Easy repair and maintenance
- Strong steel body with hot galvanized coating
- Damper to stop entering polluted air while fans are off.



Cooling system (cellulose pad)


Cellulose pads are high efficiency evaporative cooling system.

In cellulose pads cooling system due to zero pressure created by fans, air passes the wet surface of pads and enters the hall degrees with minimum resistance.

This result to a 5 to 10 digress decrease in temperature.

Advantages of Eskantoyour Cellulose Pads:

- Longer life comparing to cooling straw by using craft paper.
- Aluminum or galvanized channels
- Anti-algae tanks, PVC pipes and strong pumps.
- Better cooling
- Increase production efficiency
- Washable and dehydrated
- No bacteria, fungus and algae
- Usable in poultry farm and greenhouses

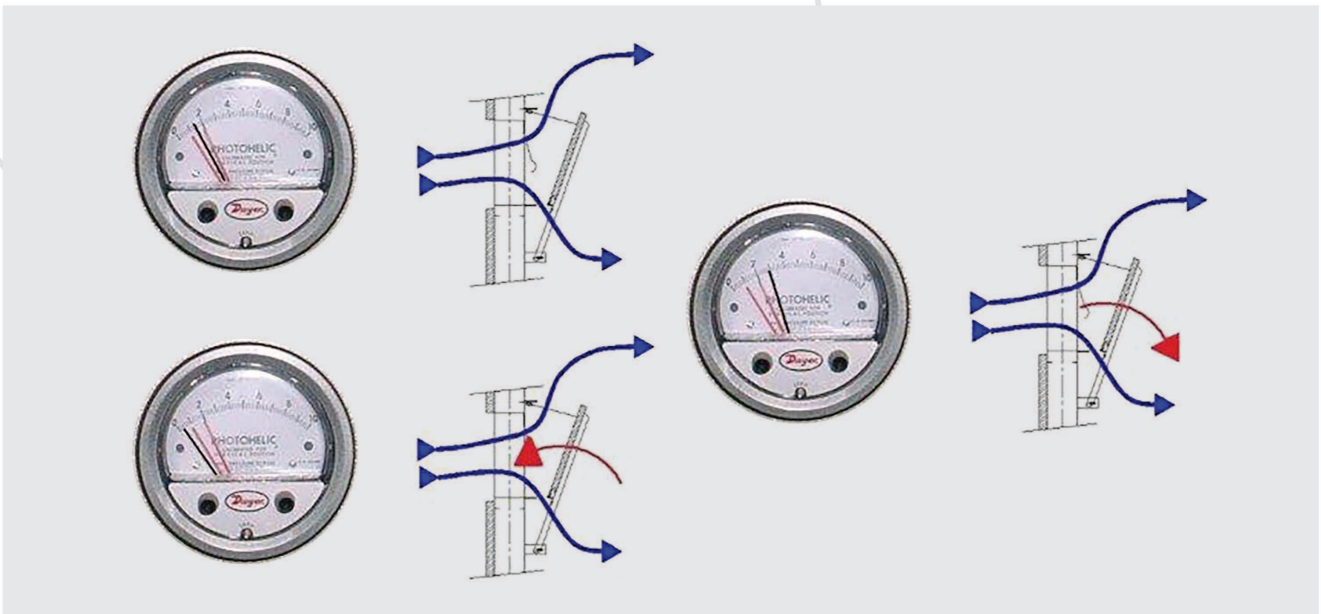


Ventilation System (Inlet)

Using inlet poultry halls leads to saving energy in winters and having a pleasant air in other seasons.

Advantages of Inlets:

- Well-designed guiding the air inside and to reduce air chill.
- Solid plastic material resistance against stroke.
- Adjustable and easy installation.



Silo and Feed Transfer

Silo and feed transfer has a great role in breeding birds. Galvanized silo is used considering daily usage and time period of feeding. Feed is transfer by augers.

- Totally hygienic
- Rustproof
- Ability to install smart scale
- Using steel augers
- Standard motor gearboxes




Humidifier system (fogging)

Nozzles are used to provide humidity and cooling the area of breeding halls. Humidifier system provides fine water particles approximately 20 microns and a unique distribution. These particles by absorbing the heat evaporates without any wet on floor. The fogging system also disinfects the hall.

Advantages of Fogging System:

- Ceramic nozzle 20 micron
- Steel body
- Special poly amid pipe
- 50-micron filter for sedimentation.
- Piston pump
- Smart panel



Smart control system

Monitoring temperature, humidity, oxygen, power outage and presence of harmful gases makes The smart control system essential.

Components of a smart control system:

- Central control panel
- Temperature and moisture sensors
- Controlling the fans and inlets
- Controlling the fogging system
- Malfunction alarm
- Controlling heater

These smart control systems monitor the humidity of indoors by sensors. All heaters, inlets, fans, fogging system are controlled with a given data by this system. This system has the ability of programming all through the breeding period.



Industrial Automatic Poultry Halls

Advantage of Eskantoyour prefabricated poultry halls:

1. Constructing the hall in the least possible time:

With proper planning and timing and considering prefabricated parts and manipulation of experienced and expert teams, construction is executed in minimum time.

2. Reduced construction cost:

By optimal and economical design of structure and selecting suitable quality material and forecasting the requirements of an ideal hall, it prevents loss of material and additional costs while strictly implementing the halls.

3. Providing perfect climate condition benefiting four seasons:

using polyurethane insulation and proper insulation of ceiling (two shelled cover) causes a better control of indoor temperature, reducing energy consumption and provides uniform ambient temperature condition.

4. Performing the details of cooling and inlet gallery:

designing galleries in front of inlets and pad cooling's prevents direct sun glow and penetration of dust inside the hall.

5. Easy Repair and Maintenance:

Using standard material and prefabricated part helps easy repair and maintenance.

6. Modern hygienic condition:

Smooth walls, no penetration of dust and dirt with proper angels preventing pollution and germs and well-structured parts reduces the danger of sickness

With the help of technological programs, precision to standards poultry hall structure to increase efficiency and reducing costs are all of great importance.

Speed in implementation and long-term investment strategy with regard to standard health condition has led to prefabricated construction with proper insulation.





www.eskantoyour.com